

NFFS Excluded?

If you have an NFFS Exclusion, please click the "NFFS X" button, and enter your NFFS data.

Source of Income	2017 data	2018 data	Revision
1. Amounts provided directly by federal government agencies	\$0	\$0	\$
A. Grants for facilities and other capital purposes	\$0	\$0	\$
B. Department of Education	\$0	\$0	\$
C. Department of Health and Human Services	\$0	\$0	\$
D. National Endowment for the Arts and Humanities	\$0	\$0	\$
E. National Science Foundation	\$0	\$0	\$
F. Other Federal Funds (specify)	\$0	\$0	\$
2. Amounts provided by Public Broadcasting Entities	\$544,259	\$943,709	\$
A. CPB - Community Service Grants	\$540,000	\$942,709	\$
Variance greater than 25%.			
B. CPB - all other funds from CPB (e.g. DDF, RTL, Programming Grants)	\$0	\$0	\$
C. PBS - all payments except copyright royalties and other pass-through payments. See Guidelines for details.	\$0	\$0	\$
D. NPR - all payments except pass-through payments. See Guidelines for details.	\$2,652	\$0	\$
Variance greater than 25%.			
E. Public broadcasting stations - all payments	\$0	\$1,000	\$
F. Other PBE funds (specify)	\$1,607	\$0	\$
Variance greater than 25%.			
3. Local boards and departments of education or other local government or agency sources	\$100,030	\$101,210	\$
3.1 NFFS Eligible	\$91,787	\$91,017	\$
A. Program and production underwriting	\$49,739	\$53,967	\$
B. Grants and contributions other than underwriting	\$42,048	\$37,050	\$
C. Appropriations from the licensee	\$0	\$0	\$
D. Gifts and grants for facilities and equipment as restricted by the donor or received through a capital campaign (Radio only)	\$0	\$0	\$
E. Gifts and grants received through a capital campaign but not for facilities and equipment	\$0	\$0	\$
F. Other income eligible as NFFS (specify)	\$0	\$0	\$
3.2 NFFS Ineligible	\$8,243	\$10,193	\$
A. Rental income	\$0	\$0	\$
B. Fees for services	\$8,243	\$10,193	\$
C. Licensing fees (not royalties – see instructions for Line 15)	\$0	\$0	\$
D. Gifts and grants for facilities and equipment as restricted by the donor or received through a capital campaign (TV only)	\$0	\$0	\$
E. Other income ineligible for NFFS inclusion	\$0	\$0	\$
4. State boards and departments of education or other state government or agency sources	\$36,798	\$6,083	\$
4.1 NFFS Eligible	\$34,798	\$5,629	\$






Variance greater than 25%.

A. Program and production underwriting	\$29,948	\$5,629	\$ 
--	----------	---------	--


Variance greater than 25%.

B. Grants and contributions other than underwriting	\$4,850	\$0	\$ 
---	---------	-----	--













Variance greater than 25%.

C. Appropriations from the licensee	\$0	\$0	\$ 
D. Gifts and grants for facilities and equipment as restricted by the donor or received through a capital campaign (Radio only)	\$0	\$0	\$ 
E. Gifts and grants received through a capital campaign but not for facilities and equipment	\$0	\$0	\$ 
F. Other income eligible as NFFS (specify)	\$0	\$0	\$ 
4.2 NFFS Ineligible	\$2,000	\$454	\$ 

Variance greater than 25%.

A. Rental income	\$0	\$0	\$ 
B. Fees for services	\$2,000	\$454	\$ 






Variance greater than 25%.

C. Licensing fees (not royalties – see instructions for Line 15)	\$0	\$0	\$ 
D. Gifts and grants for facilities and equipment as restricted by the donor or received through a capital campaign (TV only)	\$0	\$0	\$ 
E. Other income ineligible for NFFS inclusion	\$0	\$0	\$ 
5. State colleges and universities	\$15,100	\$15,621	\$ 
5.1 NFFS Eligible	\$14,918	\$15,120	\$ 
A. Program and production underwriting	\$14,918	\$15,120	\$ 
B. Grants and contributions other than underwriting	\$0	\$0	\$ 
C. Appropriations from the licensee	\$0	\$0	\$ 
D. Gifts and grants for facilities and equipment as restricted by the donor or received through a capital campaign (Radio only)	\$0	\$0	\$ 
E. Gifts and grants received through a capital campaign but not for facilities and equipment	\$0	\$0	\$ 
F. Other income eligible as NFFS (specify)	\$0	\$0	\$ 
5.2 NFFS Ineligible	\$182	\$501	\$ 

Variance greater than 25%.

A. Rental income	\$0	\$0	\$ 
B. Fees for services	\$182	\$501	\$ 












Variance greater than 25%.










C. Licensing fees (not royalties – see instructions for Line 15)	\$0	\$0	\$ 
D. Gifts and grants for facilities and equipment as restricted by the donor or received through a capital campaign (TV only)	\$0	\$0	\$ 
E. Other income ineligible for NFFS inclusion	\$0	\$0	\$ 
6. Other state-supported colleges and universities	\$8,437	\$0	\$ 
6.1 NFFS Eligible	\$8,437	\$0	\$ 

Variance greater than 25%.

A. Program and production underwriting	\$8,437	\$0	\$ 
--	---------	-----	---

Variance greater than 25%.








B. Grants and contributions other than underwriting	\$0	\$0	\$ 
C. Appropriations from the licensee	\$0	\$0	\$ 
D. Gifts and grants for facilities and equipment as restricted by the donor or received through a capital campaign (Radio only)	\$0	\$0	\$ 
E. Gifts and grants received through a capital campaign but not for facilities and equipment	\$0	\$0	\$ 
F. Other income eligible as NFFS (specify)	\$0	\$0	\$ 
6.2 NFFS Ineligible	\$0	\$0	\$ 
A. Rental income	\$0	\$0	\$ 
B. Fees for services	\$0	\$0	\$ 
C. Licensing fees (not royalties – see instructions for Line 15)	\$0	\$0	\$ 
D. Gifts and grants for facilities and equipment as restricted by the donor or received through a capital campaign (TV only)	\$0	\$0	\$ 
E. Other income ineligible for NFFS inclusion	\$0	\$0	\$ 

7. Private colleges and universities	\$97,652	\$102,048	\$ 
7.1 NFFS Eligible	\$92,179	\$94,271	\$ 
A. Program and production underwriting	\$92,179	\$94,271	\$ 
B. Grants and contributions other than underwriting	\$0	\$0	\$ 
C. Appropriations from the licensee	\$0	\$0	\$ 
D. Gifts and grants for facilities and equipment as restricted by the donor or received through a capital campaign (Radio only)	\$0	\$0	\$ 
E. Gifts and grants received through a capital campaign but not for facilities and equipment	\$0	\$0	\$ 
F. Other income eligible as NFFS (specify)	\$0	\$0	\$ 
7.2 NFFS Ineligible	\$5,473	\$7,777	\$ 


Variance greater than 25%.

A. Rental income	\$0	\$0	\$ 
B. Fees for services	\$5,473	\$7,777	\$ 


Variance greater than 25%.

C. Licensing fees (not royalties – see instructions for Line 15)	\$0	\$0	\$ 
D. Gifts and grants for facilities and equipment as restricted by the donor or received through a capital campaign (TV only)	\$0	\$0	\$ 
E. Other income ineligible for NFFS inclusion	\$0	\$0	\$ 
8. Foundations and nonprofit associations	\$652,637	\$725,842	\$ 
8.1 NFFS Eligible	\$617,730	\$698,055	\$ 
A. Program and production underwriting	\$601,730	\$674,065	\$ 
B. Grants and contributions other than underwriting	\$15,000	\$23,990	\$ 

Variance greater than 25%.

C. Gifts and grants for facilities and equipment as restricted by the donor or received through a capital campaign (Radio only)	\$1,000	\$0	\$ 
---	---------	-----	--

Variance greater than 25%.

D. Gifts and grants received through a capital campaign but not for facilities	\$0	\$0	\$ 
--	-----	-----	--

and equipment			
E. Other income eligible as NFFS (specify)	\$0	\$0	\$
8.2 NFFS Ineligible	\$34,907	\$27,787	\$
A. Rental income	\$0	\$0	\$
B. Fees for services	\$34,907	\$27,787	\$
C. Licensing fees (not royalties – see instructions for Line 15)	\$0	\$0	\$
D. Gifts and grants for facilities and equipment as restricted by the donor or received through a capital campaign (TV only)	\$0	\$0	\$
E. Other income ineligible for NFFS inclusion	\$0	\$0	\$
9. Business and Industry	\$1,753,388	\$2,682,803	\$
9.1 NFFS Eligible	\$1,612,974	\$2,021,861	\$

Variance greater than 25%.

A. Program and production underwriting	\$1,570,343	\$1,746,953	\$
B. Grants and contributions other than underwriting	\$10,000	\$249,844	\$

Variance greater than 25%.

C. Gifts and grants for facilities and equipment as restricted by the donor or received through a capital campaign (Radio only)	\$32,631	\$25,064	\$
D. Gifts and grants received through a capital campaign but not for facilities and equipment	\$0	\$0	\$
E. Other income eligible as NFFS (specify)	\$0	\$0	\$
9.2 NFFS Ineligible	\$140,414	\$660,942	\$

Variance greater than 25%.

A. Rental income	\$33,192	\$35,270	\$
B. Fees for services	\$104,722	\$100,232	\$
C. Licensing fees (not royalties – see instructions for Line 15)	\$2,500	\$440	\$

Variance greater than 25%.

D. Gifts and grants for facilities and equipment as restricted by the donor or received through a capital campaign (TV only)	\$0	\$0	\$
E. Other income ineligible for NFFS inclusion	\$0	\$525,000	\$

Description	Amount	Revision
Settlement income	\$525,000	\$

10. Memberships and subscriptions (net of membership bad debt expense)	\$2,762,552	\$1,510,078	\$
--	-------------	-------------	----

Variance greater than 25%.

10.1 NFFS Exclusion – Fair market value of premiums that are not of insubstantial value	\$205,545	\$237,404	\$
10.2 NFFS Exclusion – All bad debt expenses from NFFS eligible revenues including but not limited to pledges, underwriting, and membership (unless netted elsewhere in Schedule A)	\$0	\$60,500	\$
10.3 Total number of contributors.	2017 data 17,743	2018 data 18,307	
11. Revenue from Friends groups less any revenue included on line 10	\$0	\$0	\$
11.1 Total number of Friends contributors.	2017 data 0	2018 data 0	
12. Subsidiaries and other activities unrelated to public broadcasting (See instructions)	\$0	\$0	\$
A. Nonprofit subsidiaries involved in telecommunications activities	\$0	\$0	\$
B. NFFS Ineligible – Nonprofit subsidiaries not involved in telecommunications	\$0	\$0	\$

activities			
C. NFFS Ineligible – For-profit subsidiaries regardless of the nature of its activities	\$0	\$0	\$
D. NFFS Ineligible – Other activities unrelated to public broadcasting	\$0	\$0	\$

Form of Revenue	2017 data	2018 data	Revision
13. Auction revenue (see instructions for Line 13)	\$0	\$0	\$
A. Gross auction revenue	\$0	\$0	\$
B. Direct auction expenses	\$0	\$0	\$
14. Special fundraising activities (see instructions for Line 14)	\$72,852	\$156,947	\$
A. Gross special fundraising revenues	\$197,679	\$435,307	\$

Variance greater than 25%.

B. Direct special fundraising expenses	\$124,827	\$278,360	\$
--	-----------	-----------	----

Variance greater than 25%.

15. Passive income	\$71,101	\$149,001	\$
A. Interest and dividends (other than on endowment funds)	\$71,101	\$149,001	\$

Variance greater than 25%.

B. Royalties	\$0	\$0	\$
C. PBS or NPR pass-through copyright royalties	\$0	\$0	\$

16. Gains and losses on investments, charitable trusts and gift annuities and sale of other assets (other than endowment funds)	\$92,278	\$-810,291	\$
A. Gains from sales of property and equipment (do not report losses)	\$1,627	\$288	\$

Variance greater than 25%.

B. Realized gains/losses on investments (other than endowment funds)	\$9,401	\$12,901	\$
--	---------	----------	----

Variance greater than 25%.

C. Unrealized gains/losses on investments and actuarial gains/losses on charitable trusts and gift annuities (other than endowment funds)	\$81,250	\$-823,480	\$
---	----------	------------	----

Variance greater than 25%.

17. Endowment revenue	\$0	\$0	\$
A. Contributions to endowment principal	\$0	\$0	\$
B. Interest and dividends on endowment funds	\$0	\$0	\$
C. Realized net investment gains and losses on endowment funds (if this is a negative amount, add a hyphen, e.g., "-1,765")	\$0	\$0	\$
D. Unrealized net investment gains and losses on endowment funds (if this is a negative amount, add a hyphen, e.g., "-1,765")	\$0	\$0	\$
18. Capital fund contributions from individuals (see instructions)	\$46,021	\$15,770	\$
A. Facilities and equipment (except funds received from federal or public broadcasting sources)	\$46,021	\$15,770	\$

Variance greater than 25%.

B. Other	\$0	\$0	\$
----------	-----	-----	----

19. Gifts and bequests from major individual donors	\$11,435,823	\$2,068,787	\$
---	--------------	-------------	----

	2017 data	2018 data	
19.1 Total number of major individual donors	559	678	

Variance greater than 25%.

20. Other Direct Revenue	\$847,289	\$270,956	\$
--------------------------	-----------	-----------	----

Description	Amount	Revision
Royalty income from YouTube advertising	\$262,708	\$
<div> <div>Exclusion Description</div> <div>Other UBI (including the sale of advertising in publications and other media)</div> </div>	<div> <div>Amount</div> <div>\$262,708</div> </div>	<div> <div>Revision</div> <div>\$</div> </div>
Sale of premiums	\$1,032	\$
<div> <div>Exclusion Description</div> <div>Sale of premiums</div> </div>	<div> <div>Amount</div> <div>\$1,032</div> </div>	<div> <div>Revision</div> <div>\$</div> </div>
Sale of CDs	\$1,078	\$
<div> <div>Exclusion Description</div> <div>Sale or rental of program transcripts or recording for other than public performance including private use</div> </div>	<div> <div>Amount</div> <div>\$1,078</div> </div>	<div> <div>Revision</div> <div>\$</div> </div>
COGS from sale of premiums and CDs	\$-600	\$
<div> <div>Exclusion Description</div> <div>COGS from sale of premiums and CDs</div> </div>	<div> <div>Amount</div> <div>\$-600</div> </div>	<div> <div>Revision</div> <div>\$</div> </div>
Insurance compensation	\$6,738	\$
<div> <div>Exclusion Description</div> <div>Refunds, rebates, reimbursements and insurance proceeds</div> </div>	<div> <div>Amount</div> <div>\$6,738</div> </div>	<div> <div>Revision</div> <div>\$</div> </div>

Line 21. Proceeds from the FCC Spectrum Incentive Auction, interest and dividends earned on these funds, channel sharing revenues, and spectrum leases	\$0	\$0	\$
A. Proceeds from sale in spectrum auction	\$0	\$0	\$
B. Interest and dividends earned on spectrum auction related revenue	\$0	\$0	\$
C. Payments from spectrum auction speculators	\$0	\$0	\$
D. Channel sharing and spectrum leases revenues	\$0	\$0	\$
E. Spectrum repacking funds	\$	\$0	\$
22. Total Revenue (Sum of lines 1 through 12, 13.A, 14.A, and 15 through 21)	\$18,661,044	\$8,216,924	\$

Variance greater than 25%.

[Click here to view all NFFS Eligible revenue on Lines 3 through 9.](#)

[Click here to view all NFFS Ineligible revenue on Lines 3 through 9.](#)

Adjustments to Revenue	2017 data	2018 data	Revision
23. Federal revenue from line 1.	\$0	\$0	\$
24. Public broadcasting revenue from line 2.	\$544,259	\$943,709	\$

Variance greater than 25%.

25. Capital funds exclusion—TV (3.2D, 4.2D, 5.2D, 6.2D, 7.2D, 8.2D, 9.2D, 18A)	\$0	\$0	\$
26. Revenue on line 20 not meeting the source, form, purpose, or recipient criteria	\$1,102,811	\$270,956	\$

Variance greater than 25%.

27. Other automatic subtractions from total revenue	\$613,869	\$473,627	\$
A. Auction expenses – limited to the lesser of lines 13a or 13b	\$0	\$0	\$
B. Special fundraising event expenses – limited to the lesser of lines 14a or 14b	\$124,827	\$278,360	\$

Variance greater than 25%.

C. Gains from sales of property and equipment – line 16a	\$1,627	\$288	\$
--	---------	-------	----

Variance greater than 25%.

D. Realized gains/losses on investments (other than endowment funds) – line 16b	\$9,401	\$12,901	\$
---	---------	----------	----

Variance greater than 25%.

E. Unrealized investment and actuarial gains/losses (other than endowment funds) – line 16c	\$81,250	\$-823,480	\$
---	----------	------------	----

Variance greater than 25%.

F. Realized and unrealized net investment gains/losses on endowment funds – line 17c, line 17d	\$0	\$0	\$
G. Rental income (3.2A, 4.2A, 5.2A, 6.2A, 7.2A, 8.2A, 9.2A)	\$33,192	\$35,270	\$
H. Fees for services (3.2B, 4.2B, 5.2B, 6.2B, 7.2B, 8.2B, 9.2B)	\$155,527	\$146,944	\$
I. Licensing Fees (3.2C, 4.2C, 5.2C, 6.2C, 7.2C, 8.2C, 9.2C)	\$2,500	\$440	\$

Variance greater than 25%.

J. Other revenue ineligible as NFFS (3.2E, 4.2E, 5.2E, 6.2E, 7.2E, 8.2E, 9.2E)	\$0	\$525,000	\$
K. FMV of high-end premiums (Line 10.1)	\$205,545	\$237,404	\$
L. All bad debt expenses from NFFS eligible revenues including but not limited to pledges, underwriting, and membership (Line 10.2)	\$0	\$60,500	\$
M. Revenue from subsidiaries and other activities ineligible as NFFS (12.B, 12.C, 12.D)	\$0	\$0	\$
N. Proceeds from spectrum auction and related revenues from line 21.	\$0	\$0	\$
28. Total Direct Nonfederal Financial Support (Line 22 less Lines 23 through 27). (Forwards to line 1 of the Summary of Nonfederal Financial Support)	\$16,400,105	\$6,528,632	\$

Variance greater than 25%.

Comments

Comment	Name	Date	Status
Schedule B WorkSheet KEXP-FM(5212) Seattle, WA			

Comments

Comment	Name	Date	Status
Occupancy List KEXP-FM(5212) Seattle, WA			

Type of Occupancy	Location	Value
Schedule B Totals KEXP-FM(5212) Seattle, WA		

	2017 data	2018 data	
1. Total support activity benefiting station	\$	\$0	\$
2. Occupancy value		\$0	\$
3. Deductions: Fees paid to the licensee for overhead recovery, assessment, etc.	\$	\$0	\$
4. Deductions: Support shown on lines 1 and 2 in excess of revenue reported in financial statements.	\$	\$0	\$
5. Total Indirect Administrative Support (Forwards to Line 2 of the Summary of Nonfederal Financial Support)	\$	\$0	\$
6. Please enter an institutional type code for your licensee.			

Comments

Comment	Name	Date	Status
Schedule C KEXP-FM(5212) Seattle, WA			

	2017 data	Donor Code	2018 data	Revision
1. PROFESSIONAL SERVICES (must be eligible as NFFS)	\$51,750		\$268,085	\$

		2017 data	Donor Code	2018 data	Revision																																																			
A. Legal		\$0		\$0	\$																																																			
B. Accounting and/or auditing		\$0		\$0	\$																																																			
C. Engineering		\$0		\$0	\$																																																			
D. Other professionals (see specific line item instructions in Guidelines before completing)	OT	\$51,750		OT \$268,085	\$																																																			
<table><tr><th>Description</th><th>Amount</th><th>Revision</th></tr><tr><td>Assembly Media, Inc.: PR and marketing consulting</td><td>\$70,078</td><td>\$</td></tr><tr><td>Bebe Labree Photography & Design: photography services</td><td>\$800</td><td>\$</td></tr><tr><td>Blamo: web design services</td><td>\$20,000</td><td>\$</td></tr><tr><td>Bogus Creative LLC: photography services</td><td>\$300</td><td>\$</td></tr><tr><td>Charina Pitzel Photography: photography services</td><td>\$6,715</td><td>\$</td></tr><tr><td>Edelman: search engine marketing services</td><td>\$6,960</td><td>\$</td></tr><tr><td>Intentional Futures: strategic planning services</td><td>\$39,800</td><td>\$</td></tr><tr><td>Joe Rogers: Android app development services</td><td>\$87,500</td><td>\$</td></tr><tr><td>Kori Kolodziejczak: iOS app development services</td><td>\$1,000</td><td>\$</td></tr><tr><td>Learned On: social media consulting</td><td>\$11,700</td><td>\$</td></tr><tr><td>Mallory Zebley: graphic design services</td><td>\$947</td><td>\$</td></tr><tr><td>Nataworry Photography: photography services</td><td>\$1,200</td><td>\$</td></tr><tr><td>Niffer Calderwood Photography: photography services</td><td>\$6,885</td><td>\$</td></tr><tr><td>Paribello Public Affairs: government relations services</td><td>\$10,700</td><td>\$</td></tr><tr><td>Sunny Martini: photography services</td><td>\$1,800</td><td>\$</td></tr><tr><td>Travis Trautt: photography services</td><td>\$1,700</td><td>\$</td></tr></table>						Description	Amount	Revision	Assembly Media, Inc.: PR and marketing consulting	\$70,078	\$	Bebe Labree Photography & Design: photography services	\$800	\$	Blamo: web design services	\$20,000	\$	Bogus Creative LLC: photography services	\$300	\$	Charina Pitzel Photography: photography services	\$6,715	\$	Edelman: search engine marketing services	\$6,960	\$	Intentional Futures: strategic planning services	\$39,800	\$	Joe Rogers: Android app development services	\$87,500	\$	Kori Kolodziejczak: iOS app development services	\$1,000	\$	Learned On: social media consulting	\$11,700	\$	Mallory Zebley: graphic design services	\$947	\$	Nataworry Photography: photography services	\$1,200	\$	Niffer Calderwood Photography: photography services	\$6,885	\$	Paribello Public Affairs: government relations services	\$10,700	\$	Sunny Martini: photography services	\$1,800	\$	Travis Trautt: photography services	\$1,700	\$
Description	Amount	Revision																																																						
Assembly Media, Inc.: PR and marketing consulting	\$70,078	\$																																																						
Bebe Labree Photography & Design: photography services	\$800	\$																																																						
Blamo: web design services	\$20,000	\$																																																						
Bogus Creative LLC: photography services	\$300	\$																																																						
Charina Pitzel Photography: photography services	\$6,715	\$																																																						
Edelman: search engine marketing services	\$6,960	\$																																																						
Intentional Futures: strategic planning services	\$39,800	\$																																																						
Joe Rogers: Android app development services	\$87,500	\$																																																						
Kori Kolodziejczak: iOS app development services	\$1,000	\$																																																						
Learned On: social media consulting	\$11,700	\$																																																						
Mallory Zebley: graphic design services	\$947	\$																																																						
Nataworry Photography: photography services	\$1,200	\$																																																						
Niffer Calderwood Photography: photography services	\$6,885	\$																																																						
Paribello Public Affairs: government relations services	\$10,700	\$																																																						
Sunny Martini: photography services	\$1,800	\$																																																						
Travis Trautt: photography services	\$1,700	\$																																																						
2. GENERAL OPERATIONAL SERVICES (must be eligible as NFFS)		\$527,555		\$255,422	\$																																																			
A. Annual rental value of space (studios, offices, or tower facilities)	LG	\$228,000		LG \$237,255	\$																																																			
B. Annual value of land used for locating a station-owned transmission tower		\$0		\$0	\$																																																			
C. Station operating expenses	BS	\$149,170		BS \$18,167	\$																																																			
D. Other (see specific line item instructions in Guidelines before completing)	BS	\$150,385		\$0	\$																																																			
Variance greater than 25%.																																																								
3. OTHER SERVICES (must be eligible as NFFS)		\$0		\$0	\$																																																			
A. ITV or educational radio		\$0		\$0	\$																																																			
B. State public broadcasting agencies (APBC, FL-DOE, eTech Ohio)		\$0		\$0	\$																																																			
C. Local advertising		\$0		\$0	\$																																																			
D. National advertising		\$0		\$0	\$																																																			
4. Total in-kind contributions - services and other assets eligible as NFFS (sum of lines 1 through 3), forwards to Line 3a. of the Summary of Nonfederal Financial Support		\$579,305		\$523,507	\$																																																			
5. IN-KIND CONTRIBUTIONS INELIGIBLE AS NFFS		\$2,281,419		\$2,466,841	\$																																																			
A. Compact discs, records, tapes and cassettes	OT	\$3,592		\$0	\$																																																			
Variance greater than 25%.																																																								
B. Exchange transactions	SU	\$20,983		SU \$40,003	\$																																																			
C. Federal or public broadcasting sources	PB	\$239,378		SU \$1,646,064	\$																																																			
Variance greater than 25%.																																																								
D. Fundraising related activities	SU	\$985,466		BS \$96,301	\$																																																			
Variance greater than 25%.																																																								
E. ITV or educational radio outside the allowable scope of approved activities		\$0		\$0	\$																																																			
F. Local productions	BS	\$30,044		OT \$11,050	\$																																																			
Variance greater than 25%.																																																								
G. Program supplements		\$0		\$0	\$																																																			
H. Programs that are nationally distributed		\$0		\$0	\$																																																			
I. Promotional items		\$0		\$0	\$																																																			
J. Regional organization allocations of program services		\$0		\$0	\$																																																			
K. State PB agency allocations other than those allowed on line 3(b)		\$0		\$0	\$																																																			

	2017 data	Donor Code	2018 data	Revision
L. Services that would not need to be purchased if not donated	OT \$18,350		\$0	\$

Variance greater than 25%.

M. Other	SU \$983,606	BS \$673,423	\$
----------	--------------	--------------	----

Description	Amount	Revision
Ethan Stowell: gift cards for employee and volunteer appreciation	\$5,000	\$
Jive Time Records: gift cards for employee and volunteer appreciation	\$2,000	\$
La Marzocco: gift cards for employee and volunteer appreciation	\$1,000	\$
Silver Platters: gift cards for employee and volunteer appreciation	\$7,000	\$
Sonic Boom Records: gift cards for employee and volunteer appreciation	\$2,000	\$
The Stranger: local advertising; lacks sufficient documentation	\$6,000	\$
Tom Douglas Restaurants: gift cards for employee and volunteer appreciation	\$7,500	\$
Volunteer photography: lacks evidence of valuation criterion	\$46,774	\$
Two Beers Bewing Company: beer for volunteer appreciation party	\$1,120	\$
D'Ambrosio Gelato: gelato for board/staff social	\$149	\$
Publicis Seattle: graphic design and marketing services; lacks sufficient documentation	\$594,880	\$

Variance greater than 25%.

6. Total in-kind contributions - services and other assets (line 4 plus line 5), forwards to Schedule F, line 1c. Must agree with in-kind contributions recognized as revenue in the AFS.	\$2,860,724	\$2,990,348	\$
---	-------------	-------------	----

Comments

Comment	Name	Date	Status
Schedule D KEXP-FM(5212) Seattle, WA			

	2017 data	Donor Code	2018 data	Revision
1. Land (must be eligible as NFFS)	\$0		\$0	\$
2. Building (must be eligible as NFFS)	\$0		\$0	\$
3. Equipment (must be eligible as NFFS)	\$0		\$0	\$
4. Vehicle(s) (must be eligible as NFFS)	\$0		\$0	\$
5. Other (specify) (must be eligible as NFFS)	\$0		\$0	\$
6. Total in-kind contributions - property and equipment eligible as NFFS (sum of lines 1 through 5), forwards to Line 3b. of the Summary of Nonfederal Financial Support	\$0		\$0	\$
7. IN-KIND CONTRIBUTIONS INELIGIBLE AS NFFS	\$0		\$0	\$
a) Exchange transactions	\$0		\$0	\$
b) Federal or public broadcasting sources	\$0		\$0	\$
c) TV only—property and equipment that includes new facilities (land and structures), expansion of existing facilities and acquisition of new equipment	\$0		\$0	\$
d) Other (specify)	\$0		\$0	\$
8. Total in-kind contributions - property and equipment (line 6 plus line 7), forwards to Schedule F, line 1d. Must agree with in-kind contributions recognized as revenue in the AFS.	\$0		\$0	\$

Comments

Comment	Name	Date	Status
Schedule E KEXP-FM(5212) Seattle, WA			

EXPENSES (Operating and non-operating)

PROGRAM SERVICES	2017 data	2018 data	Revision
1. Programming and production	\$5,710,167	\$6,584,910	\$
A. Restricted Radio CSG	\$95,899	\$245,381	\$
B. Unrestricted Radio CSG	\$305,704	\$280,262	\$
C. Other CPB Funds	\$0	\$0	\$

PROGRAM SERVICES		2017 data	2018 data	Revision
	D. All non-CPB Funds	\$5,308,564	\$6,059,267	\$
+	2. Broadcasting and engineering	\$812,309	\$981,491	\$
	A. Restricted Radio CSG	\$0	\$0	\$
	B. Unrestricted Radio CSG	\$73,507	\$62,738	\$
	C. Other CPB Funds	\$0	\$0	\$
	D. All non-CPB Funds	\$738,802	\$918,753	\$
+	3. Program information and promotion	\$448,728	\$221,379	\$
	A. Restricted Radio CSG	\$0	\$0	\$
	B. Unrestricted Radio CSG	\$22,597	\$74,204	\$
	C. Other CPB Funds	\$0	\$0	\$
	D. All non-CPB Funds	\$426,131	\$147,175	\$
SUPPORT SERVICES		2017 data	2018 data	Revision
+	4. Management and general	\$561,754	\$958,297	\$
	A. Restricted Radio CSG	\$0	\$0	\$
	B. Unrestricted Radio CSG	\$5,528	\$32,252	\$
	C. Other CPB Funds	\$0	\$0	\$
	D. All non-CPB Funds	\$556,226	\$926,045	\$
+	5. Fund raising and membership development	\$2,400,924	\$3,005,751	\$
	A. Restricted Radio CSG	\$0	\$0	\$
	B. Unrestricted Radio CSG	\$14,045	\$12,804	\$
	C. Other CPB Funds	\$0	\$0	\$
	D. All non-CPB Funds	\$2,386,879	\$2,992,947	\$
+	6. Underwriting and grant solicitation	\$964,626	\$1,038,604	\$
	A. Restricted Radio CSG	\$0	\$0	\$
	B. Unrestricted Radio CSG	\$22,719	\$9,661	\$
	C. Other CPB Funds	\$0	\$0	\$
	D. All non-CPB Funds	\$941,907	\$1,028,943	\$
+	7. Depreciation and amortization (if not allocated to functional categories in lines 1 through 6)	\$0	\$0	\$
	A. Restricted Radio CSG	\$0	\$0	\$
	B. Unrestricted Radio CSG	\$0	\$0	\$
	C. Other CPB Funds	\$0	\$0	\$
	D. All non-CPB Funds	\$0	\$0	\$
+	8. Total Expenses (sum of lines 1 to 7) must agree with audited financial statements	\$10,898,508	\$12,790,432	\$
	A. Total Restricted Radio CSG (sum of Lines 1.A, 2.A, 3.A, 4.A, 5.A, 6.A, 7.A)	\$95,899	\$245,381	\$
	B. Total Unrestricted Radio CSG (sum of Lines 1.B, 2.B, 3.B, 4.B, 5.B, 6.B, 7.B)	\$444,100	\$471,921	\$
	C. Total Other CPB Funds (sum of Lines 1.C, 2.C, 3.C, 4.C, 5.C, 6.C, 7.C)	\$0	\$0	\$
	D. Total All non-CPB Funds (sum of Lines 1.D, 2.D, 3.D, 4.D, 5.D, 6.D, 7.D)	\$10,358,509	\$12,073,130	\$
INVESTMENT IN CAPITAL ASSETS				
Cost of capital assets purchased or donated				
		2017 data	2018 data	Revision
	9. Total capital assets purchased or donated	\$538,971	\$636,142	\$
	9a. Land and buildings	\$360,273	\$42,409	\$

	2017 data	2018 data	Revision
9b. Equipment	\$135,015	\$374,233	\$
9c. All other	\$43,683	\$219,500	\$
10. Total expenses and investment in capital assets (Sum of lines 8 and 9)	\$11,437,479	\$13,426,574	\$

Additional Information
(Lines 11 + 12 must equal line 8 and Lines 13 + 14 must equal line 9)

	2017 data	2018 data	Revision
11. Total expenses (direct only)	\$8,574,168	\$10,387,959	\$
12. Total expenses (indirect and in-kind)	\$2,324,340	\$2,402,473	\$
13. Investment in capital assets (direct only)	\$538,971	\$528,642	\$
14. Investment in capital assets (indirect and in-kind)	\$0	\$107,500	\$

Comments

Comment	Name	Date	Status
---------	------	------	--------

Schedule F
KEXP-FM(5212)
Seattle, WA

	2018 data	Revision
1. Data from AFR		
a. Schedule A, Line 22	\$8,216,924	\$0
b. Schedule B, Line 5	\$0	\$0
c. Schedule C, Line 6	\$2,990,348	\$0
d. Schedule D, Line 8	\$0	\$0
e. Total from AFR	\$11,207,272	\$11,207,272

Choose Reporting Model

You **must** choose one of the three reporting models in order to complete Schedule F. After making your selection, click the "Choose" button below, which will display your reporting model. When changing to a different reporting model all data entered in the current reporting model will be lost.

- ☐ FASB
- ☐ GASB Model A proprietary enterprise-fund financial statements with business-type activities only
- ☐ GASB Model B public broadcasting entity-wide statements with mixed governmental and business-type activities

	2018 data	Revision
2. FASB		
a. Total support and revenue - unrestricted	\$13,770,574	\$13,770,574
b. Total support and revenue - temporarily restricted	\$-2,563,301	\$-2,563,301
c. Total support and revenue - permanently restricted	\$0	\$0
d. Total from AFS, lines 2a-2c	\$11,207,273	\$11,207,273

Reconciliation

	2018 data	Revision
3. Difference (line 1 minus line 2)	\$-1	\$-1
4. If the amount on line 3 is not equal to \$0, click the "Add" button and list the reconciling items.	\$-1	\$-1

Description	Amount	Revision
rounding error	\$-1	\$

Comments

Comment	Name	Date	Status
---------	------	------	--------